

POWERNESS

PORTABLE
POWER
STATION

Portable Power Station Hiker U1500

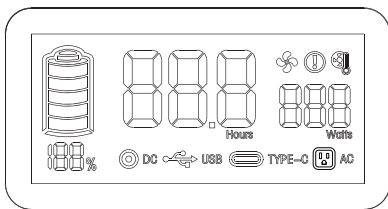
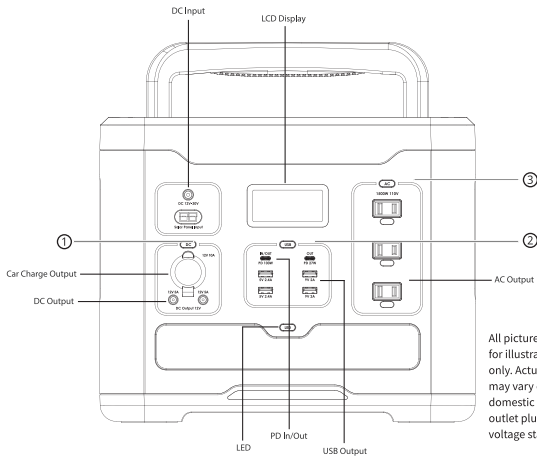


www.powerness.com

Important Safety Notice

To reduce the risk of FIRE, ELECTRIC SHOCK, EXPLOSION, and other unpredictable damages, carefully read and follow the safety precautions described therein as follows:

- ALWAYS supervise children closely when a portable power station is nearby.
- DO NOT use accessories sold by non-professional manufacturers.
- ALWAYS check to ensure that the product is unplugged when not in use.
- DO NOT disassemble the product.
- DO NOT use the product with damaged wires, plugs, or output cables.
- ALWAYS use the product in a well-ventilated environment, and DO NOT restrict the ventilation of the product in any way.
- ALWAYS keep the product in a ventilated and dry place and avoid it from getting wet.
- DO NOT expose the product to fire or temperature above 130 °C.



LCD Screen

The LCD Screen shows input status, output status, and the remaining power.



The remaining power, expressed as a percentage (%).



Remaining discharge time.



Total output power.



Press the DC button, the icon will appear, then the DC ports start function.



Press the USB button, the icon will appear, then the USB ports start function.



Press the USB button and plug in the Type-C cable, the icon will appear, then the Type-C ports start function.



Press the AC button, the icon will appear, then the AC ports start function.



The built-in fan starts rotating, when the temperature exceeds 45°C.



Overload warning.



Temperature warning of Inverter. Temperature range 90°~ 95°C .



First time to turn on the LED flashlight; second click to brighten the light; thrid click for the strongest light; fourth click to turn off the LED flashlight.

DC Input

- Support AC adaptor charging.
- Support car adaptor charging.

USB-C Input



















- Support USB-C PD 100W input.

Anderson Input

Support solar panel charging (12-30V).

Button: Press the button to turn on, press again to turn off.(except USB-C PD in/out)

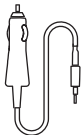
SPECIFICATIONS

 Capacity	60Ah 25.6V 1536Wh	 DC Input	DC12-30V
 Car Port Output	12V/10A	 DC Output	12V/5A*2 Total 10A
 AC Output	1500W 120V 60Hz(US) 1500W 100V 60Hz(JP) 1500W 230V 50Hz(EU, UK, AU)	 USB Output	5V 2.4A*2 QC3.0*2
 Type-C	Type-C 1 Input/Output: PD 100W	 Weight	N.W : 17Kg
	Type-C 2 Output:PD 27W	 Dimensions	340*231*276mm
 Battery	Lithium iron phosphate (LiFePO4)		Pure Sine Wave
 Wireless	10W	 Lifecycles	>3000 Cycles
 Management System	Temperature control Surge protection Short circuit protection Over-current protection Low-voltage protection	 Operating Temperature	0 - 45 °C
		 Recharging Temperature	0 - 45 °C
 Warranty	24 Months, 60 months for official website registered members	 LED	15W

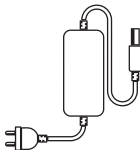
WHAT'S IN THE BOX



Power Station 1500W



Car Charger Cable



AC Adapter



User Manual

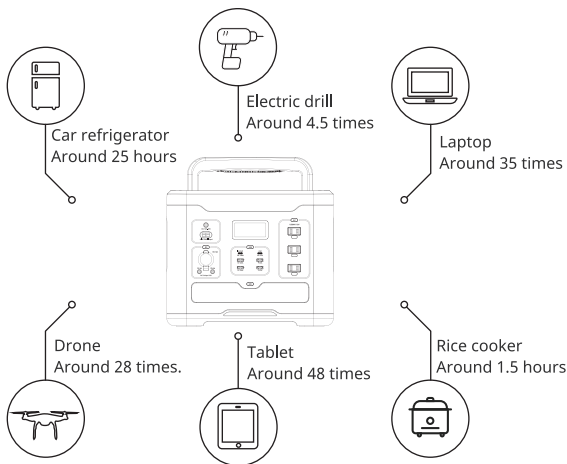
Devices supported

USB outputs: smartphones, tablets, smart watches, digital cameras, e-readers, etc.

12V car charger port: car refrigerators, car vacuums, etc.

DC outputs: drones, routers, car refrigerators, other 12V appliances.

AC outputs: laptops, displays, home appliances, etc.



Charging method

Before using a new product or store a product, it is better to full charge it with the adaptor included in the package. When the LCD screen shows 100%.

Type-C PD100W charging time 17hours. Adapter+PD100W together charging time 6.5hours.



Car Charger About 20-22 Hours



Wall Charger About 8.5Hours



+



Wall Charger & Type C together About 6.5Hours



200W Solar Panel (Sold independently)
About 11-17 Hours (Depending on the Weather)



Solar Panel Connector size: DC6.3*3.0MM

Instruction

1. Press the button of the port you are going to use.
2. Once the corresponding icon appears on the LCD screen, the port is ready to work.
3. The continuous AC output power is 1500W (peak output power is 3000W). Once the limit power is exceeded, the product will automatically shut down.
4. The AC ports will be turned off automatically if the output power is less than 2W for more than 30-45 minutes.
5. The DC ports or car charger port will be turned off automatically if the output power is less than 2W for more than 8 hours.
6. If the product is not used for a long time, recharge it every 2-3 months, keep the battery at 60-80%, and keep it in a cool and dry environment.

Note

Turn off the AC output when not in use to save power.

Contact Us for Support

Email: service@powerness.com (Response within 24Hrs)